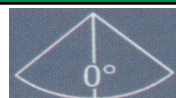





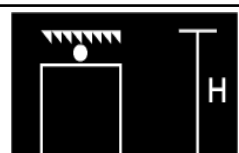
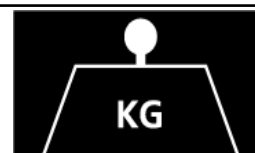

**SCHEDA N U\_390**
**ISTECH 260 AF**


Capacità di taglio Cutting capacity		●	■	■
0°	260	260x360	260	
45°				
60°				



Caratteristiche salienti	Tecnical features
--------------------------	-------------------

Ciclo di taglio automatico	Automatic cutting mode
Discesa dell'arco su colonne	Column type head design
Variazione velocità lama Inverter	Band speed adjustment Inverter
Regolazione velocità di discesa	Head feed adjustment
Cassetto di raccolta trucioli	Chip drawer
Spazzola pulisci lama	band brush

					
3230 x 27	20-120	2,000	870	1.360,00	2012